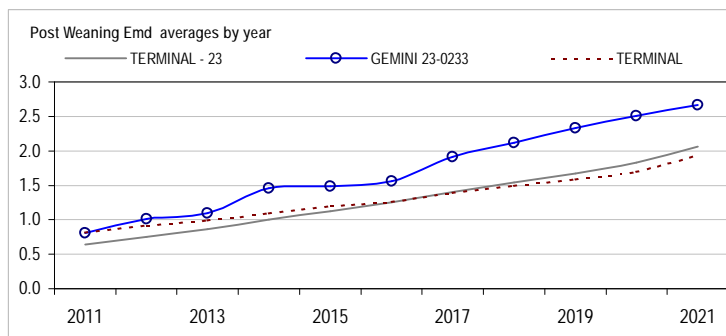
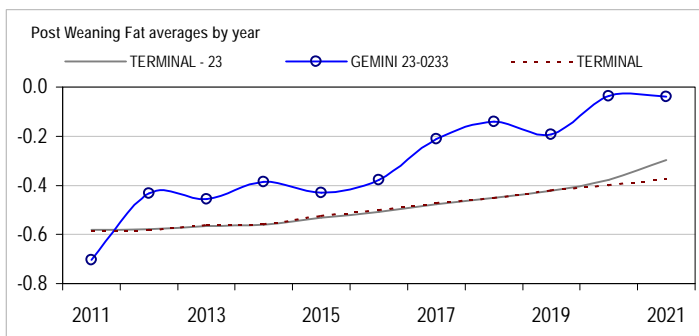
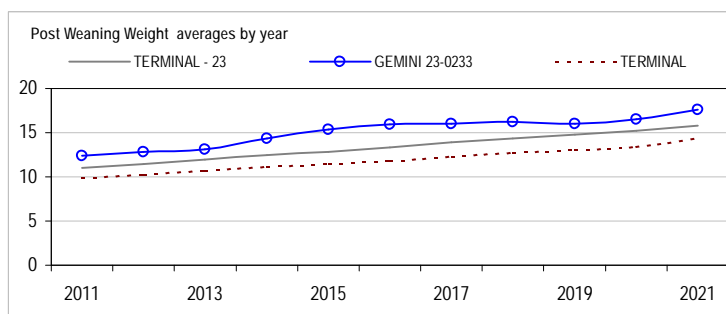
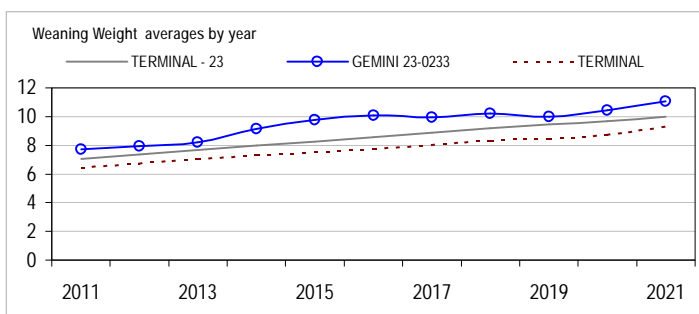
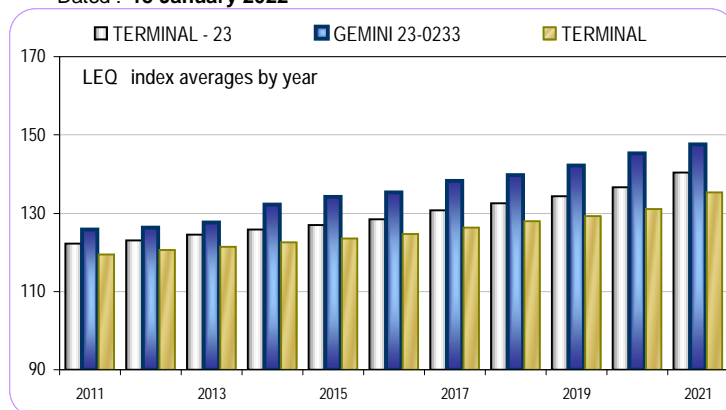
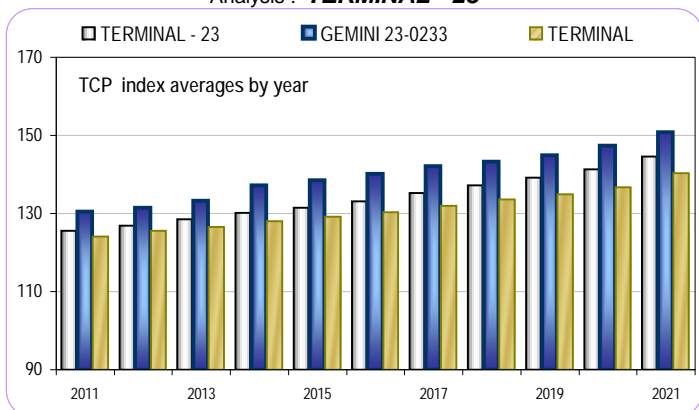
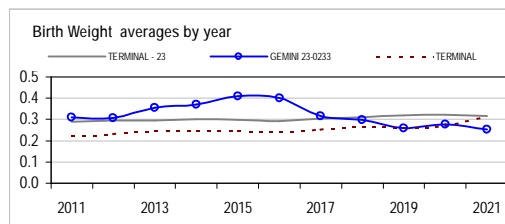


Analysis : **TERMINAL - 23**

Dated : **15 January 2022**



TERMINAL - 23								
	Bwt	Wwt	Pwwt	Pfat	Pemd	TCP	LEQ	Counts
2012	0.30	7.35	11.47	-0.58	0.75	126.9	123.1	48383
2013	0.30	7.67	11.98	-0.57	0.86	128.5	124.4	46839
2014	0.30	7.99	12.45	-0.56	1.00	130.2	125.9	45102
2015	0.30	8.24	12.85	-0.53	1.13	131.4	126.9	47660
2016	0.29	8.55	13.34	-0.51	1.25	133.1	128.5	49029
2017	0.30	8.90	13.91	-0.48	1.41	135.3	130.7	56220
2018	0.31	9.19	14.38	-0.45	1.54	137.2	132.5	53611
2019	0.32	9.46	14.81	-0.42	1.67	139.1	134.4	52413
2020	0.32	9.67	15.19	-0.38	1.83	141.3	136.6	58750
2021	0.32	10.01	15.79	-0.30	2.06	144.6	140.3	52013



Reports are prepared using data supplied by breeders and/or accredited operators for the analysis. SheepGenetics cannot guarantee the accuracy of this data. ASBV's are designed to estimate genetic merit of animals from the data supplied. Reports are provided to assist breeders but no liability is accepted for the outcome resulting from the use of this information.

GEMINI 23-0233								
	Bwt	Wwt	Pwwt	Pfat	Pemd	TCP	LEQ	Counts
2012	0.31	7.96	12.81	-0.43	1.02	131.5	126.3	377
2013	0.36	8.20	13.15	-0.46	1.09	133.2	127.6	461
2014	0.37	9.12	14.32	-0.39	1.45	137.2	132.2	445
2015	0.41	9.78	15.39	-0.43	1.49	138.6	134.1	426
2016	0.40	10.10	15.96	-0.38	1.57	140.1	135.3	424
2017	0.32	9.94	16.03	-0.21	1.92	142.1	138.3	595
2018	0.30	10.22	16.22	-0.14	2.12	143.2	139.7	503
2019	0.26	10.01	16.03	-0.19	2.33	144.8	142.1	473
2020	0.28	10.43	16.52	-0.04	2.51	147.4	145.3	687
2021	0.25	11.04	17.64	-0.04	2.67	150.9	147.6	650

Linkage Summary	
GEMINI 23-0233	
Weights	Yes
Carcase	Yes
WEC	No
Reproduction	No
Site Code	230233

18-January-2022

