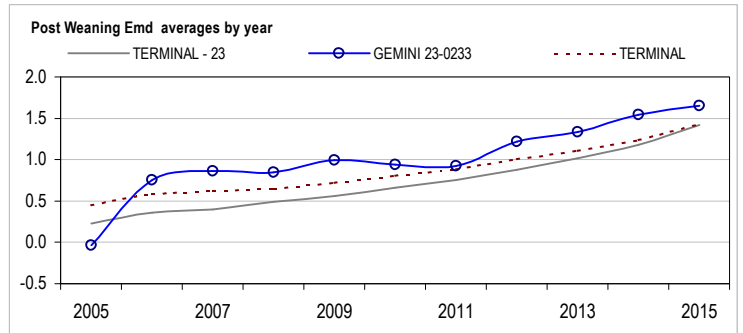
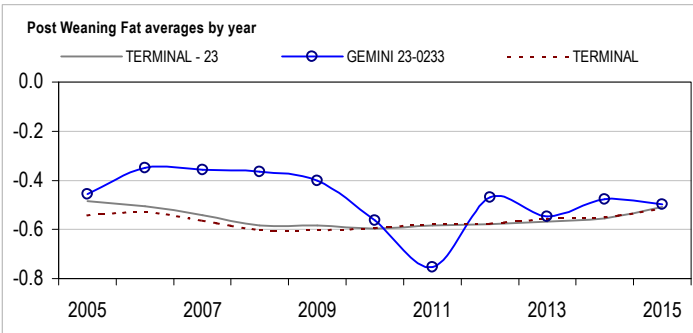
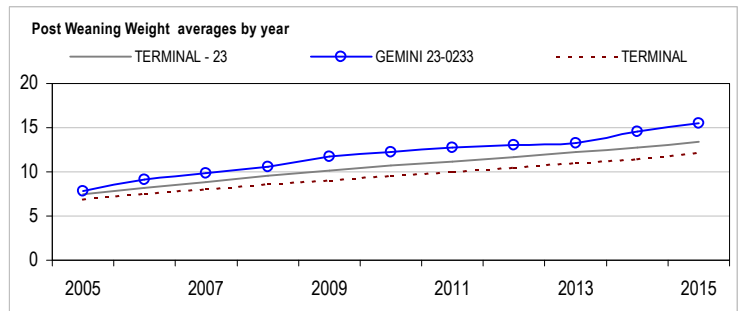
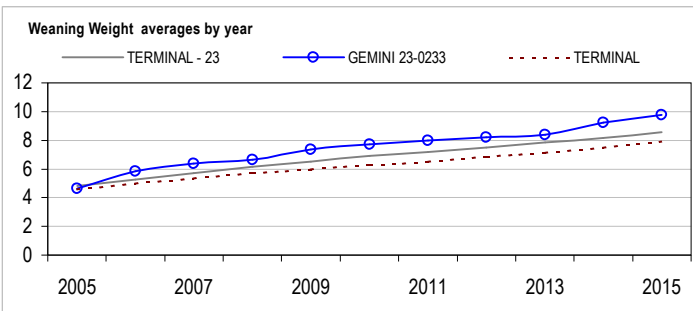
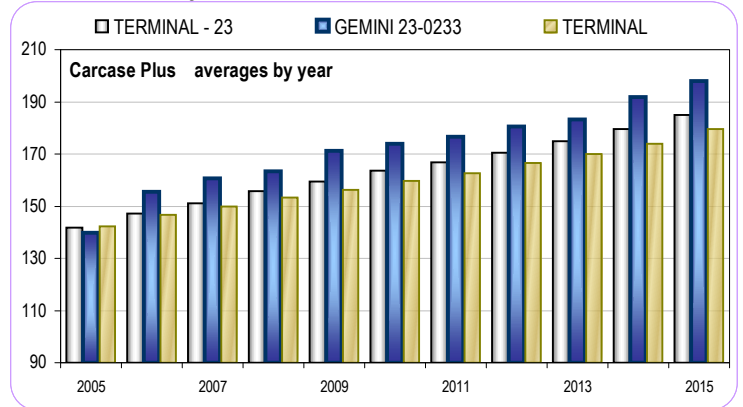
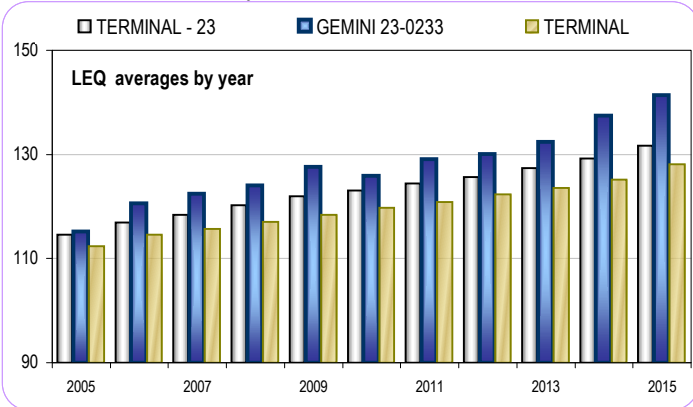
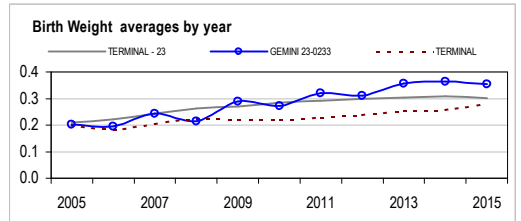


Analysis : **TERMINAL - 23**

Dated : **15 May 2016**



TERMINAL - 23								
	Bwt	Wwt	Pwwt	Pfat	Pemd	LEQ	Carcase+	Counts
2006	0.22	5.27	8.20	-0.51	0.36	116.9	147.1	38227
2007	0.24	5.70	8.86	-0.54	0.40	118.4	151.0	35674
2008	0.26	6.16	9.60	-0.58	0.49	120.3	155.9	38831
2009	0.27	6.51	10.14	-0.59	0.56	122.0	159.4	39123
2010	0.28	6.89	10.73	-0.60	0.66	123.1	163.6	44219
2011	0.29	7.17	11.19	-0.58	0.75	124.4	166.7	47893
2012	0.30	7.49	11.66	-0.58	0.88	125.7	170.5	47906
2013	0.30	7.84	12.22	-0.57	1.01	127.4	174.9	45247
2014	0.31	8.18	12.77	-0.56	1.18	129.2	179.5	43294
2015	0.30	8.57	13.39	-0.51	1.42	131.7	185.0	35480



Reports are prepared using data supplied by breeders and/or accredited operators for the analysis. SheepGenetics cannot guarantee the accuracy of this data. ASBV's are designed to estimate genetic merit of animals from the data supplied. Reports are provided to assist breeders but no liability is accepted for the outcome resulting from the use of this information.

GEMINI 23-0233								
	Bwt	Wwt	Pwwt	Pfat	Pemd	LEQ	Carcase+	Counts
2006	0.20	5.82	9.15	-0.35	0.75	120.6	155.6	233
2007	0.24	6.39	9.87	-0.36	0.87	122.5	160.7	275
2008	0.22	6.64	10.55	-0.37	0.84	124.0	163.5	362
2009	0.29	7.34	11.77	-0.40	0.99	127.6	171.2	313
2010	0.27	7.73	12.27	-0.56	0.94	125.9	173.8	354
2011	0.32	7.98	12.72	-0.75	0.92	129.1	176.7	434
2012	0.31	8.20	13.03	-0.47	1.22	130.1	180.5	377
2013	0.36	8.38	13.27	-0.55	1.33	132.4	183.4	461
2014	0.36	9.24	14.54	-0.48	1.54	137.5	191.9	445
2015	0.36	9.78	15.52	-0.50	1.65	141.4	197.9	426

Linkage Summary	
GEMINI 23-0233	
Weights	Yes
Carcase	Yes
WEC	No
Reproduction	No
Site Code	230233

23-May-2016

